

## Load Range

- 1751 = 3 load ratings to 60 lbs.
- 1752 = 3 load ratings to 100 lbs.
- 1753 = 5 load ratings to 220 lbs.
- 1754 = 5 load ratings to 380 lbs.
- 1755 = 5 load ratings to 680 lbs.
- 1756 = 5 load ratings to 1000 lbs.
- 1757 = 5 load ratings to 1780 lbs.

## Specifications

- Natural Frequency - 8-18 Hertz
- Transmissibility at resonance - 10:1
- Resilient Element - Neoprene
- Standard Materials - Cold-rolled steel
- Standard Finish - Zinc Phosphate, Black Enamel Paint (BP), Electroless Nickel (EN)
- Weight - See dimensional drawings

## Elastomeric Data

- Neoprene elastomer has an operating temperature range of  $-40^{\circ}\text{F}$  to  $+200^{\circ}\text{F}$  ( $-40^{\circ}\text{C}$  to  $+93^{\circ}\text{C}$ ) and is resistant to most solvents, oils and ozone.
- Special elastomer and finishes are available for applications in severe environments. Please note that Silicone elastomer is not compatible with nickel plating.

## Applications

- Lab equipment
- Business machines
- Vehicle application
- Marine engines
- Power generation
- Cab mounts

## Benefits

- Easy to install
- Low cost construction
- Can be mounted in both axial and radial direction

## Attributes

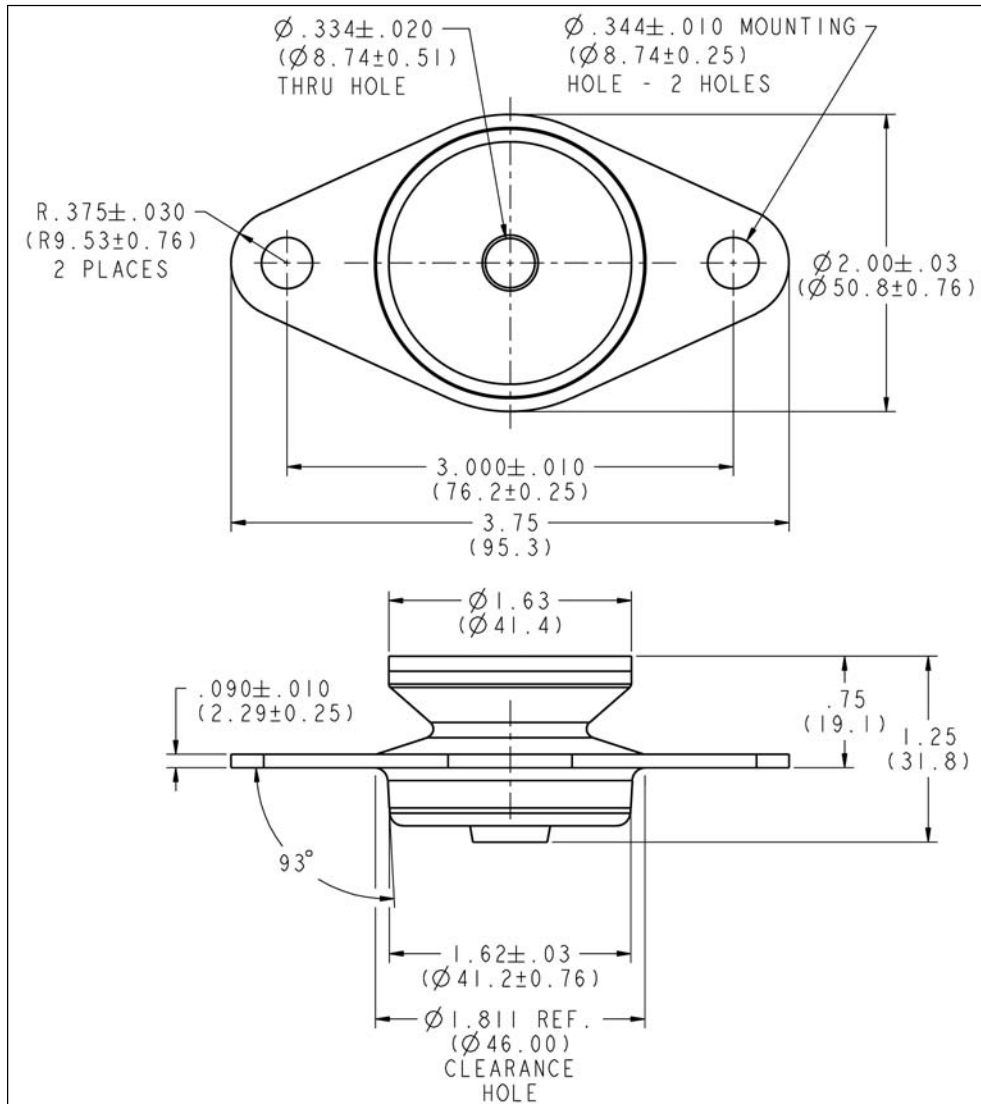
- All attitude
- Fail safe design
- Rugged construction
- High fatigue resistance

Specifications subject to change without notice. Check with factory for latest revisions. The Federal Trade Commission considers no existing test methods or standards regarding flammability as accurate indicators of the performance of cellular plastic materials under actual fire conditions. Results of existing test methods, such as UL-94, MVSS-302, SAE J-369, and FAR 25.853 are intended only as measurements of the performance of such materials under specific controlled test conditions. Any flammability ratings shown are not intended to reflect hazards presented by these materials under actual fire conditions. The information contained herein is based on laboratory test data developed for PTI and is believed to be reliable, but its accuracy or completeness is not guaranteed. The buyer must test any product to determine the suitability for his specific application before use. PTI DISCLAIMS ANY RESPONSIBILITY FOR: 1) WARRANTIES OF FITNESS AND PURPOSE, 2) VERBAL RECOMMENDATIONS, 3) CONSEQUENTIAL DAMAGES FROM USE AND 4) VIOLATION OF ANY PATENTS OF TRADEMARKS HELD BY OTHERS.

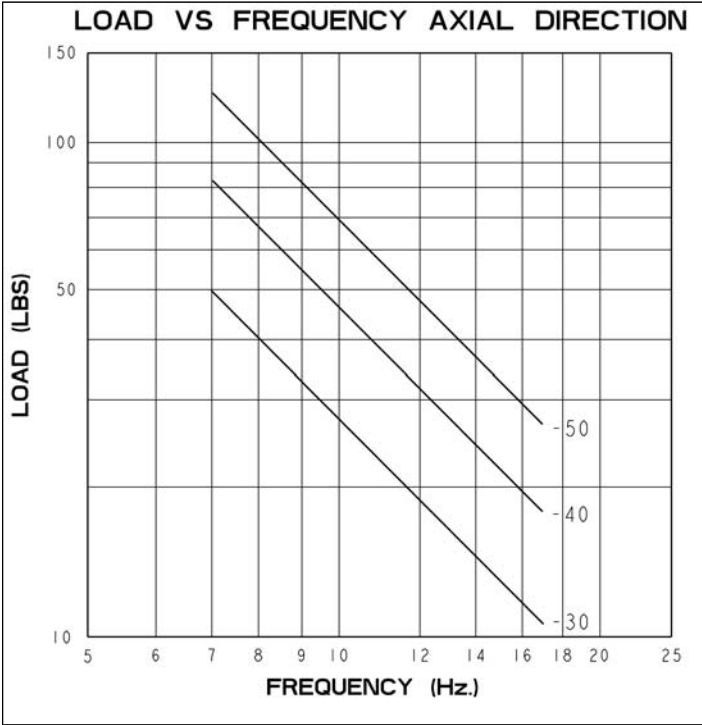


Part #	Nominal Axial Load (lbs.)	Max. Axial Load (lbs.)	Axial Stiffness at .10" Deflection (lbs./in.)	Transmissibility	Free Height (max. in.)	Resilient Materials	Structural Materials	Finish	Core Style	Center Hole	Flange Hole	Color Code
1751-30	25	38	250	10:1	1.25	Neoprene	Steel	Zinc	Thru Hole	.334	.344	Red
1751-40	40	60	400	10:1	1.25	Neoprene	Steel	Zinc	Thru Hole	.334	.344	Orange
1751-50	60	90	600	10:1	1.25	Neoprene	Steel	Zinc	Thru Hole	.334	.344	Yellow
1751-30BP	25	38	250	10:1	1.25	Neoprene	Steel	Black Paint	Thru Hole	.334	.344	Red
1751-40BP	40	60	400	10:1	1.25	Neoprene	Steel	Black Paint	Thru Hole	.334	.344	Orange
1751-50BP	60	90	600	10:1	1.25	Neoprene	Steel	Black Paint	Thru Hole	.334	.344	Yellow
1751-30EN	25	38	250	10:1	1.25	Neoprene	Steel	Electroless Nickel	Thru Hole	.334	.344	Red
1751-40EN	40	60	400	10:1	1.25	Neoprene	Steel	Electroless Nickel	Thru Hole	.334	.344	Orange
1751-50EN	60	90	600	10:1	1.25	Neoprene	Steel	Electroless Nickel	Thru Hole	.334	.344	Yellow

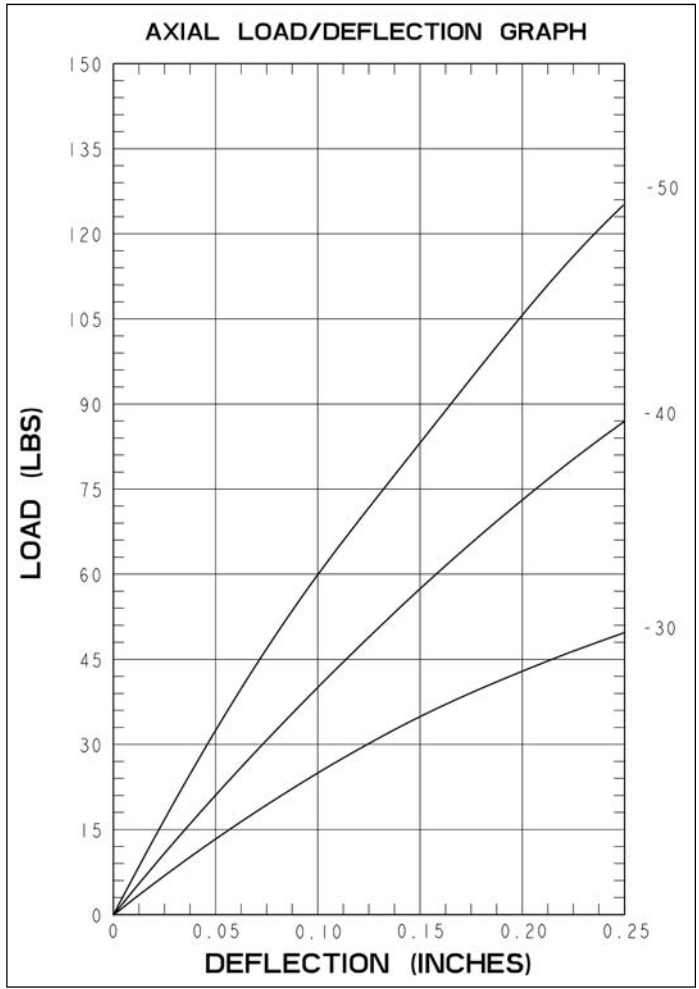
Specifications subject to change without notice. Check with factory for latest revisions. The Federal Trade Commission considers no existing test methods or standards regarding flammability as accurate indicators of the performance of cellular plastic materials under actual fire conditions. Results of existing test methods, such as UL-94, MVSS-302, SAE J-369, and FAR 25.853 are intended only as measurements of the performance of such materials under specific controlled test conditions. Any flammability ratings shown are not intended to reflect hazards presented by these materials under actual fire conditions. The information contained herein is based on laboratory test data developed for PTI and is believed to be reliable, but its accuracy or completeness is not guaranteed. The buyer must test any product to determine the suitability for his specific application before use. PTI DISCLAIMS ANY RESPONSIBILITY FOR: 1) WARRANTIES OF FITNESS AND PURPOSE, 2) VERBAL RECOMMENDATIONS, 3) CONSEQUENTIAL DAMAGES FROM USE AND 4) VIOLATION OF ANY PATENTS OF TRADEMARKS HELD BY OTHERS.



Specifications subject to change without notice. Check with factory for latest revisions. The Federal Trade Commission considers no existing test methods or standards regarding flammability as accurate indicators of the performance of cellular plastic materials under actual fire conditions. Results of existing test methods, such as UL-94, MVSS-302, SAE J-369, and FAR 25.853 are intended only as measurements of the performance of such materials under specific controlled test conditions. Any flammability ratings shown are not intended to reflect hazards presented by these materials under actual fire conditions. The information contained herein is based on laboratory test data developed for PTI and is believed to be reliable, but its accuracy or completeness is not guaranteed. The buyer must test any product to determine the suitability for his specific application before use. PTI DISCLAIMS ANY RESPONSIBILITY FOR: 1) WARRANTIES OF FITNESS AND PURPOSE, 2) VERBAL RECOMMENDATIONS, 3) CONSEQUENTIAL DAMAGES FROM USE AND 4) VIOLATION OF ANY PATENTS OF TRADEMARKS HELD BY OTHERS.



<b>SNUBBING WASHER</b>
P/N SW-1625-0322-0093-SZ
O.D. = Ø 1.630"
I.D. = Ø .322"
THICKNESS = .093"
MATERIAL—1010-1020 CRS
FINISH—CLEAR ZINC



Specifications subject to change without notice. Check with factory for latest revisions. The Federal Trade Commission considers no existing test methods or standards regarding flammability as accurate indicators of the performance of cellular plastic materials under actual fire conditions. Results of existing test methods, such as UL-94, MVSS-302, SAE J-369, and FAR 25.853 are intended only as measurements of the performance of such materials under specific controlled test conditions. Any flammability ratings shown are not intended to reflect hazards presented by these materials under actual fire conditions. The information contained herein is based on laboratory test data developed for PTI and is believed to be reliable, but its accuracy or completeness is not guaranteed. The buyer must test any product to determine the suitability for his specific application before use. PTI DISCLAIMS ANY RESPONSIBILITY FOR: 1) WARRANTIES OF FITNESS AND PURPOSE, 2) VERBAL RECOMMENDATIONS, 3) CONSEQUENTIAL DAMAGES FROM USE AND 4) VIOLATION OF ANY PATENTS OR TRADEMARKS HELD BY OTHERS.